

## Spare parts for cutter heads

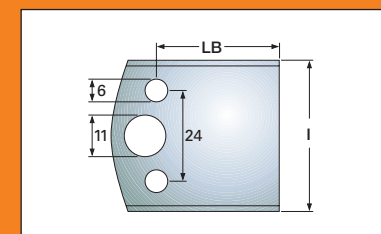
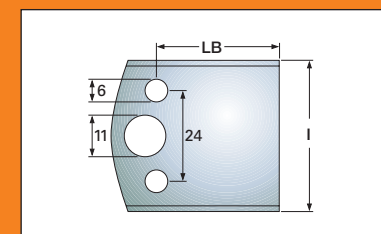
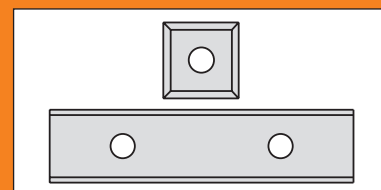
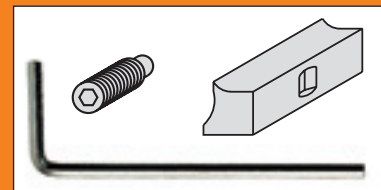
DESCRIPTION	ORDER NO.
Screw for wedge M8x16 (for code 692)	990.064.00
Screw for wedge M8x12 (for code 693)	990.065.00
Screw for wedge M6x16 (for code 694)	990.066.00
Screw for scoring knife M5x8 (for code 694)	990.067.00
Wedge for knives (for code 692)	692.999.01
Wedge for knives and limitors (for code 693)	693.999.01
Wedge for knives 48x8x12 mm (for code 694)	694.999.01
4 mm hex key	991.064.00
HM straight knife 50x12x1,5 mm (for code 694)	790.500.00
HM scoring knife 14x14x2 mm (for code 694)	790.140.00

## Cuchillas y contracuchillas afilados (serie larga)

DESCRIPTION	LB Adjusting length mm	I Cutting length mm	ORDER NO.
Pair of knives	24	40	690.192
Pair of limitors	24	40	691.192

## Blank knives and limitors

DESCRIPTION	LB Adjusting length mm	I Cutting length mm	ORDER NO.
Blank knives	32,5	40	690.193
Blank knives	34	50	690.599
Blank limitors	32,5	40	691.193
Blank limitors	34	50	691.599



## Shaper safety precautions

- ALWAYS** thoroughly check all cutters for damage and flaws before using.
- ALWAYS** wear safety glasses and ear protection when using power tools.
- ALWAYS** thoroughly read the owners manual and manufacturer's instructions before working with tools.
- ALWAYS** use guards that were supplied with your shaper.
- ALWAYS** use a fence with your shaper. Do not make freehand cuts.
- ALWAYS** use pusher blocks, especially when working with small or narrow pieces.
- ALWAYS** unplug your shaper before cleaning or adjusting the tool, or before making cutter or knife changes.
- ALWAYS** be sure the spindle nut is tight before plugging in the shaper.
- ALWAYS** check that knives are properly and securely installed in the cutterhead when using interchangeable-knife systems.
- ALWAYS** keep your tools sharpened, clean and stored in a safe place to avoid breakage and accidents and to extend the life of your bits and blades.
- ALWAYS** feed the work against the rotation of the knives.
- ALWAYS** be sure your workpiece is completely supported, before and after the cut.
- NEVER** remove guards or any other safety devices from your shaper.
- NEVER** use dull or damaged knives.
- NEVER** force the cut or overload the shaper.
- NEVER** change cutters or knives or make adjustments with the shaper plugged in.
- NEVER** make adjustments to the shaper while the cutter is turning.

